

Take a look at the new Attaché Accounts Dashboard

Related resources

Upgrade to Attaché 19.2 so that you can see the new Accounts Dashboard. The dashboard has been automatically deployed to your 19.2 desktop. Upgrade from the [Attaché Members website](#) or talk to your Attaché consultant.

A new addition to the Attaché desktop is now available with the Attaché Accounts Dashboard. Take a look!

Access Attaché Accounts Dashboard (4:23) [video](#)

General Ledger Accounts gadget

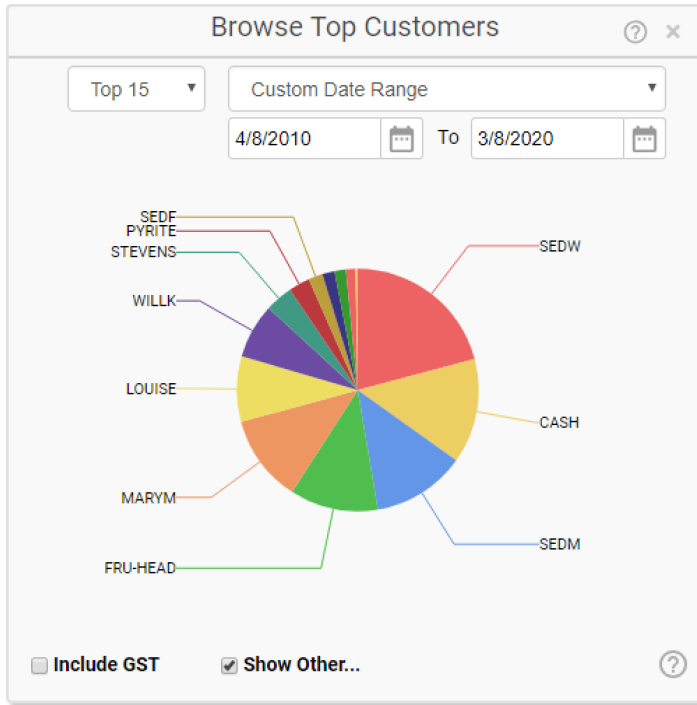
The General Ledger Accounts gadget lets you view the opening and closing balance for any general ledger account. You can also drill down into the Power Search to locate individual transactions or export the transactions that make up an opening or closing balance.

General Ledger Accounts						
All account codes selected	Code/Description	All account types selected	23/9/2020	To	23/9/2020	Simple View Page 0 of 8
Code	Description	Type	Opening Balance	Closing Balance	Movement	
11100	Sales - Appliances	Posting - Optional Printing	(\$32,995.00)	(\$32,995.00)	\$0.00	
11110	Sales - Audio Visual	Posting - Optional Printing	(\$136,030.00)	(\$136,030.00)	\$0.00	
11120	Sales - Whiteware	Posting - Optional Printing	(\$72,261.00)	(\$72,261.00)	\$0.00	
11122	Sales - Services	Posting - Optional Printing	\$0.00	\$0.00	\$0.00	
11125	Total Sales	Total Account	\$0.00	\$0.00	\$0.00	
11130	Discount Given	Posting Account	\$10,680.61	\$10,680.61	\$0.00	
11140	Freight Charged	Posting Account	\$0.00	\$0.00	\$0.00	
11150	Handling Charges	Posting Account	\$0.00	\$0.00	\$0.00	
11200	Other Income	Posting Account	\$4,698.83	\$4,698.83	\$0.00	

Browse Top Customers gadget

The Browse Top Customers gadget gives you a snapshot of your top customers within the time frame you select.

Click the pie chart to open a new Customer Lookup that provides speedy access to customer and invoice information.



Find Postings gadget

Use the Find Postings gadget to look up a transaction and see the related general ledger postings.

You can also open the transaction by simply clicking the document number – a handy shortcut right there on your desktop.

Find Postings [?] x

5236 [input] Export [button] << Doc 1 of 1 >> [button]

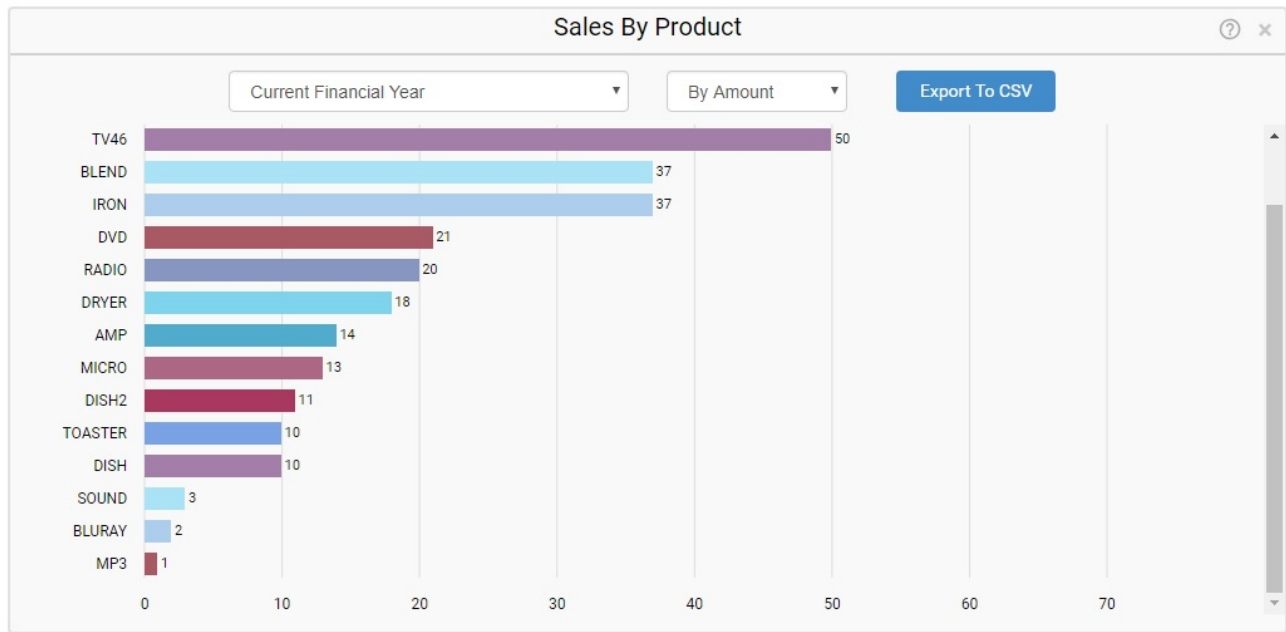
Supplier Invoice 5236 for (BEST) - Best Financial Services
 Document Date 22/01/2020

Buying Variances	12800	-\$0.18
Purchasing Clearing ...	85640	\$19.95
Purchasing Clearing ...	85640	-\$219.45
Purchasing Clearing ...	85640	\$199.50
Stock on Hand	84200	\$199.68
Tax Paid (GST Inputs)	85861	\$19.95
Trade Creditors	85300	-\$219.45
Document Total		\$219.45

Sales by Product gadget

The Sales by Product gadget shows products sold in the period you select.

You can also export the results as a CSV file for further analysis.



Sales by Rep gadget

The Sales by Rep gadget lets you see total sales by each of your sales reps during the selected period, with the totals displayed as both the dollar amount and as a bar graph.

You can also see the total sales for the period.




Sales By Rep



Current Financial Year ▼

Page 1 of 1

< >

1	\$83,589.16
Rob Smith	
2	\$49,724.54
Janice Peters	
3	\$31,626.20
Mark Jones	

Total Sales: \$164,939.90